endrich
components of life

novitronic
powered by endrich

RAYSTAR
OLED Display Provider

DISPLAYS
TFT / LCD / OLED

TFT-DISPLAYS, Q-SERIES



PIN	All function
1	GND
2	VDD (3 V)
3	BL_E
4	RS
5	WR
6	RD
7 ~ 22	DB0 ~ DB15
23	NC / TE
24	NC/ For CTP
25	CS
26	RESET
27	NC(UD)
28	NC(LR)
29 ~ 32	For TP function CTP & RTP
33-34	B/L power (Gnd)
35-36	B/L power (VCC)

The **Q-series** of **RAYSTAR Optronics** is a unified 36-pin standard MCU interface. All modules include the Solomon Systech controller SSD1963, which can be driven by 8 or 16bit. Due to the unified interface, there's no need to change the board layout to drive the TFT of 3.5" up to 10.2".

Overview of the Q-series advantages:

- All Q-series modules built-in SSD1963 controller
- 36-pin connector on board and all connectors are in the same direction
- All TFT Q-series are both fit for 8 and 16 bit interface
- Built-in Backlight driver
- Resistive and capacitive Touch are available for all Q-series modules

TFT-DISPLAYS, Q-SERIES

SIZE	PART NUMBER	DISPLAY RESOLUTION	BRIGHTNESS [cd/m²]	TYP. BACKLIGHT LIFETIME [h]	INTERFACE 16 BIT MCU	OPERATING TEMPERATURE [°C]	RESISTIVE TOUCH PANEL	CAPACITIVE TOUCH PANEL (PCAP)
3.5"	RFC350Q-EIW-DBN	320 x 240	420	50 k	•	-20…+70		
3.5"	RFC350Q-EIW-DBS	320 x 240	300	50 k	•	-20…+70	•	
3.5"	RFC350Q-EIW-DBC	320 x 240	340	50 k	•	-20…+70		•
4.3"	RFE430Q-EIW-DBN	480 x 272	500	50 k	•	-20…+70		
4.3"	RFE430Q-EIW-DBS	480 x 272	300	50 k	•	-20…+70	•	
4.3"	RFE430Q-EIW-DBC	480 x 272	340	50 k	•	-20…+70		•
5.0"	RFF50YQ-1IW-DBN	800 x 480	450	20 k	•	-20…+70		
5.0"	RFF50YQ-1IW-DBS	800 x 480	300	20 k	•	-20…+70	•	
5.7"	RFC570Q-EIW-DBN	320 x 240	500	50 k	•	-20…+70		
5.7"	RFC570Q-EIW-DBS	320 x 240	350	50 k	•	-20…+70	•	
5.7"	RFC570Q-EIW-DBG	320 x 240	400	50 k	•	-20…+70		•
7.0"	RFF700Q-1IW-DBN	800 x 480	450	50 k	•	-20…+70		
7.0"	RFF700Q-1IW-DBS	800 x 480	300	50 k	•	-20…+70	•	
7.0"	RFF700Q-1IW-DBG	800 x 480	380	50 k	•	-20…+70		•
8.0"	RFF800Q-1IW-DBN	800 x 480	450	20 k	•	-20…+70		
8.0"	RFF800Q-1IW-DBS	800 x 480	320	20 k	•	-20…+70	•	
8.0"	RFF800Q-1IW-DBC	800 x 480	360	20 k	•	-20…+70		•
10.2"	RFF1020Q-1IW-DBN	800 x 480	350	20 k	•	-20…+70		
10.2"	RFF1020Q-1IW-DBS	800 x 480	250	20 k	•	-20…+70	•	
10.2"	RFF1020Q-1IW-DBG	800 x 480	280	20 k	•	-20…+70		•

Reserve technical changes!

TFT-DISPLAYS, M-SERIES



The TFT displays of the **M-series** of **RAYSTAR Optronics** meets all requirements for a fully equipped „all-in-one“ system. For the transmission of data and control of the display, the RS-232, USB and SPI interface are available, which are controlled via the terminals CON2 and CON3.

The backside PCB of the M-series includes LED backlight driver, microcontroller (PIC24), SRAM and flash memory. All modules of the M-series are available with an optional resistive or projective capacitive touch panel.

These display modules can be programmed by manufacturer software. For this purpose, the display is connected to a development board via USB or RS232 to the PC. A suitable development board is included.

By using the free (screen editor) software a graphical user interface can be realized within a few minutes. Per mouse click, the program elements are converted into “C” source code, which can be implemented directly to the software code of the end application (client application). The communication between customer’s control board and display can be controlled by UART or SPI.

Overview of the M-series advantages:

- Integrated microcontroller PIC24
- No additional software or development environment required
- Reduce I/O Port
- Full compatibility of the display series and same pin-out
- Less coding process

SIZE	PART NUMBER	DISPLAY RESOLUTION	BRIGHTNESS [cd/m²]	TYP. BACKLIGHT LIFETIME [h]	INTERFACE UART / SPI	OPERATING TEMPERATURE [°C]	RESISTIVE TOUCH PANEL	CAPACITIVE TOUCH PANEL (PCAP)
TFT-DISPLAYS, M-SERIES								
3.5"	RFC350M-EIW-DRN	320 x 240	420	50 k	•	-20…+70		
3.5"	RFC350M-EIW-DRS	320 x 240	300	50 k	•	-20…+70	•	
4.3"	RFE430M-EIW-DRN	480 x 272	500	50 k	•	-20…+70		
4.3"	RFE430M-EIW-DRS	480 x 272	350	50 k	•	-20…+70	•	
4.3"	RFE430M-EIW-DRC	480 x 272	400	50 k	•	-20…+70		•
5.7"	RFC570M-EIW-DRN	320 x 240	500	50 k	•	-20…+70		
5.7"	RFC570M-EIW-DRS	320 x 240	350	50 k	•	-20…+70	•	
5.7"	RFC570M-EIW-DRC	320 x 240	400	50 k	•	-20…+70		•

Reserve technical changes!

OLED-DISPLAYS, ALPHANUMERIC

Raystar Optronics was established in Taiwan in 2007. Raystar specialises in the production of standard alphanumeric and graphic OLED displays as well as monochrome LC modules.

SZIE | PART NUMBER | DISPLAY RESOLUTION | EMITTING COLOUR | MODULE SIZE - B × H [mm] | ACTIVE AREA - B × H [mm] | BONDING | CONNECTION | REMARKS

OLED-DISPLAYS, ALPHANUMERIC

			yellow	white	green	blue	red	sky blue					
1.2"	REC000802A	8 x 2	•	•	•	•	•		58.00 x 32.00	28.16 x 11.86	COB	Plug-in connector	
1.6"	REC001202A	12 x 2	•	•	•	•	•		55.70 x 32.00	38.95 x 11.80	COB	Plug-in connector	
2.29"	REC001602A	16 x 2	•	•	•	•	•		80.00 x 36.00	56.95 x 11.85	COB	Plug-in connector	
3.67"	REC001602B	16 x 2	•	•	•	•	•		122.00 x 44.00	91.14 x 18.98	COB	Plug-in connector	
2.29"	REC001602E	16 x 2	•	•	•	•	•		84.00 x 44.00	56.95 x 11.85	COB	Plug-in connector	
3.08"	REC002002A	20 x 2	•	•	•	•	•		116.00 x 37.00	77.30 x 11.85	COB	Plug-in connector	
3.08"	REC002002B	20 x 2	•	•	•	•	•		118.00 x 40.00	77.30 x 11.85	COB	Plug-in connector	
2.88"	REC002004A	20 x 4	•	•	•	•	•		98.00 x 60.00	70.16 x 20.95	COB	Plug-in connector	
2.88"	REC002004B	20 x 4	•	•	•	•	•		98.00 x 60.00	70.16 x 20.95	COB	Plug-in connector	
5.85"	REC004002A	40 x 2	•	•	•			•	182.00 x 38.50	148.13 x 11.85	COB	Plug-in connector	
2.26"	REX001602C	16 x 2	•	•	•		•	•	68.50 x 17.50	56.22 x 13.52	COG	hot bar	
2.93"	REX002002A	20 x 2	•	•	•			•	84.50 x 19.28	75.52 x 13.52	COG	hot bar	
2.89"	REX002004C	20 x 4	•	•	•				84.50 x 27.50	70.42 x 20.82	COG	hot bar	

Reserve technical changes!

OLED-DISPLAYS, GRAPHIC

OLED-DISPLAYS, GRAPHIC

SZIE	PART NUMBER	DISPLAY RESOLUTION	EMITTING COLOUR						MODULE SIZE - B x H [mm]	ACTIVE AREA - B x H [mm]	BONDING	CONNECTION	REMARKS
			yellow	white	green	blue	red	sky blue					
0.49"	REX006432A	64 x 32	•	•				•	14.50 x 11.6	11.18 x 5.58	COG	hot bar	
0.66"	REX006448A	64 x 48	•	•				•	18.46 x 18.10	13.42 x 10.06	COG	hot bar	
0.71"	REX004864A	48 x 64	•	•				•	13.90 x 22.00	10.54 x 14.70	COG	hot bar	
0.84"	REX009616A	96 x 16	•	•				•	29.10 x 9.20	21.104 x 3.504	COG	hot bar	
0.91"	REX012832D	128 x 32	•	•				•	30.00 x 11.50	22.384 x 5.584	COG	hot bar	Option ZIF
0.91"	REX012832F	128 x 32	•	•				•	30.00 x 11.50	22.384 x 5.584	COG	hot bar	
0.95"	REX009664A	96 x 64	•	•	•	•			24.90 x 22.95	19.946 x 13.418	COG	hot bar	
0.96"	REX012864D	128 x 64	•	•	•	•			26.70 x 19.26	21.738 x 10.858	COG	hot bar	Option ZIF
0.96"	REX012864M	128 x 64							26.70 x 19.26	21.744 x 11.204	COG	hot bar	blue/yellow
1.0"	REX012864C	128 x 64	•	•	•			•	26.70 x 19.26	21.74 x 10.86	COG	hot bar	
1.04"	REX012832E	128 x 32	•	•				•	33.40 x 14.50	25.58 x 6.38	COG	hot bar	
1.18"	REX128128B	128 x 128	•	•				•	36.98 x 41.23	30.00 x 30.00	COG	ZIF	round shape
1.28"	REX012864L	128 x 64	•	•				•	34.50 x 23.00	29.42 x 14.20	COG	hot bar	
1.5"	REX128128A	128 x 128	•	•				•	33.80 x 36.50	26.86 x 26.86	COG	ZIF	
1.54"	REX012864A	128 x 64	•	•	•	•			42.04 x 27.22	35.05 x 17.51	COG	ZIF	
1.54"	REX012864B	128 x 64	•	•	•	•			45.24 x 29.14	35.056 x 17.52	COG	ZIF	
1.6"	REX012864F	128 x 64	•	•	•			•	41.80 x 27.90	36.45 x 18.21	COG	ZIF	
2.22"	REX012832A	128 x 32	•	•	•	•			62.00 x 24.00	55.018 x 13.098	COG	ZIF	
2.42"	REX012864G	128 x 64	•	•	•			•	60.50 x 37.00	55.01 x 27.49	COG	ZIF	
2.42"	REX012864H	128 x 64	•	•	•			•	60.50 x 37.00	55.01 x 27.49	COG	hot bar	
2.42"	REX012864J	128 x 64	•	•	•			•	75.00 x 52.70	55.01 x 27.49	COG	Plug-in connector	incl. PCB
2.7"	REX012864K	128 x 64	•	•	•			•	73.00 x 41.86	61.41 x 30.69	COG	ZIF	31 PIN
2.7"	REX012864Q	128 x 64	•	•				•	73.00 x 41.86	61.41 x 30.69	COG	ZIF	30 PIN
2.7"	REH012864Q	128 x 64	•	•				•	89.70 x 47.20	61.41 x 30.69	COG	ZIF	30 PIN incl. Frame
2.8"	RET025664A	256 x 64	•	•	•	•	•		84.00 x 25.80	69.098 x 17.258	COF	ZIF	
3.12"	RET025664B	256 x 64	•	•	•			•	88.00 x 27.80	76.778 x 19.178	COF	ZIF	
5.5"	RET025664D	256 x 64	•		•				146.00 x 45.00	135.65 x 33.89	COF	ZIF	

Reserve technical changes!

LC-DISPLAYS, ALPHANUMERIC (COB)

Standard alphanumeric LCD displays are used in many Industrial applications.
Our portfolio of the manufacturer **Raystar Optronics** supports a wide range of flexibility: size, resolution, and backlight colour can be collected for each single display.

LC-DISPLAYS, ALPHANUMERIC (COB)

DISPLAY RESOLUTION	PART NUMBER	MODULE SIZE B x H [mm]	VISIBLE AREA B x H [mm]	LCD COLOUR					BACKLIGHT		INTERFACE
				TN	STN grey	STN Y-G	STN blue	FSTN	None	LED	
8 x 2	RC0802A1	58.0 x 32.0	38.0 x 16.0	•	•	•	•	•	•	•	6800
12 x 2	RC1202A	55.7 x 32.0	46.0 x 14.5	•	•	•	•	•	•	•	6800
16 x 1	RC1601A	80.0 x 36.0	66.0 x 16.0	•	•	•	•	•	•	•	6800
16 x 1	RC1601B	85.0 x 28.0	66.0 x 16.0	•	•	•	•	•	•	•	6800
16 x 1	RC1601C	122.0 x 33.0	99.0 x 13.0	•	•	•	•	•	•	•	6800
16 x 2	RC1602B	80.0 x 36.0	66.0 x 16.0	•	•	•	•	•	•	•	6800
16 x 2	RC1602A	84.0 x 44.0	66.0 x 16.0	•	•	•	•	•	•	•	6800
16 x 2	RC1602B1	80.0 x 36.0	66.0 x 16.0	•	•	•	•	•	•	•	6800
16 x 2	RC1602B4	80.0 x 36.0	66.0 x 16.0	•	•	•	•		•	•	SPI
16 x 2	RC1602B5	80.0 x 36.0	66.0 x 16.0	•	•	•	•		•	•	I2C
16 x 2	RC1602C	85.0 x 36.0	66.0 x 16.0	•	•	•	•	•	•	•	6800
16 x 2	RC1602D	85.0 x 30.0	66.0 x 16.0	•	•	•	•	•	•	•	6800
16 x 2	RC1602E	122.0 x 44.0	99.0 x 24.0	•	•	•	•	•	•	•	6800
16 x 2	RC1602F	85.0 x 32.6	66.0 x 16.0	•	•	•	•	•	•	•	6800
16 x 2	RC1602G	85.0 x 25.2	66.0 x 16.0	•	•	•	•	•	•	•	6800
16 x 2	RC1602G1	85.0 x 25.2	66.0 x 16.0	•	•	•	•	•	•	•	6800
16 x 2	RC1602H	59.0 x 29.3	52.0 x 15.0	•	•	•	•	•	•	•	6800
16 x 2	RC1602I	65.4 x 28.2	54.8 x 19.0	•	•	•	•	•	•	•	6800
16 x 2	RC1602M2	66.7 x 23.3	61.0 x 15.9	•	•	•	•	•	•	•	6800
16 x 2	RC1602O	80.0 x 36.0	66.0 x 16.0	•	•	•	•	•	•	•	6800
16 x 4	RC1604A	87.0 x 60.0	62.0 x 26.0	•	•	•	•	•	•	•	6800
16 x 4	RC1604A1	87.0 x 60.0	62.0 x 26.0	•	•	•	•	•	•	•	6800
16 x 4	RC1604B	70.6 x 60.0	60.0 x 32.6	•	•	•	•	•	•	•	6800
20 x 1	RC2001A	180.0 x 40.2	149.0 x 23.0	•	•	•	•	•	•	•	6800
20 x 2	RC2002A	116.0 x 37.0	85.0 x 18.6	•	•	•	•	•	•	•	6800
20 x 2	RC2002B	89.0 x 21.5	75.0 x 15.0		•	•		•		•	6800
20 x 2	RC2002C	180.0 x 40.0	149.0 x 23.0	•	•	•	•	•	•	•	6800
20 x 2	RC2002D	146.0 x 43.0	123.0 x 23.0	•	•	•	•	•	•	•	6800
20 x 4	RC2004A	98.0 x 60.0	77.0 x 25.2	•	•	•	•	•	•	•	6800
20 x 4	RC2004B	77.0 x 47.0	60.0 x 22.0	•	•	•	•	•	•	•	6800
20 x 4	RC2004C	146.0 x 62.5	123.5 x 43.0	•	•	•	•	•	•	•	6800
20 x 4	RC2004D	87.0 x 58.0	74.4 x 24.8		•					•	6800
20 x 4	RC2004E	87.0 x 58.0	74.4 x 24.8		•					•	6800
24 x 2	RC2402A	118.0 x 36.0	94.5 x 16.0	•	•	•	•	•	•	•	6800
40 x 2	RC4002A	182.0 x 33.5	154.4 x 16.5	•	•	•	•	•	•	•	6800
40 x 4	RC4004A	190.0 x 54.0	147.0 x 29.5	•	•	•	•	•	•	•	6800

Reserve technical changes!

LC-DISPLAYS, GRAPHIC (COB)



Raystar Optronics also offers a wide ragen of standard graphical LCDs.
Size, resolution, Backlight color and LCD technology can also be collected for each display.

LC-DISPLAYS, GRAPHIC (COB)

DISPLAY RESOLUTION	PART NUMBER	MODULE SIZE B x H [mm]	VISIBLE AREA B x H [mm]	LCD COLOUR				BACKLIGHT		INTERFACE
				STN Grey	STN Y-G	STN Blue	FSTN	None	LED	
122 x 32	RG12232A/A1	84.0 x 44.0	60.0 x 18.0	•	•	•	•	•	•	6800/8080
122 x 32	RG12232A2	84.0 x 44.0	60.0 x 18.0	•	•	•	•	•	•	6800/SPI
122 x 32	RG12232B	65.4 x 28.2	54.8 x 19.0	•	•			•	•	6800/8080
122 x 32	RG12232B1	65.4 x 28.2	54.8 x 19.0	•	•			•	•	6800/8080
122 x 32	RG12232B2	65.4 x 28.2	54.8 x 19.0	•	•			•	•	6800/8080
122 x 32	RG12232B3	65.4 x 28.2	54.8 x 19.0	•	•		•	•		6800/SPI
122 x 32	RG12232C/C4	59.0 x 29.3	52.0 x 15.0	•	•		•	•	•	6800/8080
122 x 32	RG12232C1	59.0 x 29.3	52.0 x 15.0	•	•		•	•		6800/8080
122 x 32	RG12232C2	59.0 x 32.1	52.0 x 15.0	•	•		•	•	•	6800/8080
122 x 32	RG12232C3	59.0 x 29.3	52.0 x 15.0	•	•		•	•	•	6800
122 x 32	RG12232D	77.8 x 27.2	60.0 x 18.0	•	•		•	•	•	6800/8080
122 x 32	RG12232E	80.0 x 36.0	60.0 x 18.0	•	•	•	•	•	•	6800/8080
122 x 32	RG12232E1	80.0 x 36.0	60.0 x 18.0	•	•	•	•	•	•	6800/8080
122 x 32	RG12232P	80.0 x 36.5	64.0 x 17.9		•		•		•	6800/8080
128 x 64	RG12864A	93.0 x 70.0	72.0 x 40.0	•	•	•	•	•	•	6800
128 x 64	RG12864A2	93.0 x 70.0	72.0 x 40.0	•	•	•	•	•	•	
128 x 64	RG12864B	75.0 x 52.7	58.8 x 31.4	•	•	•	•	•	•	6800
128 x 64	RG12864B2	75.0 x 52.7	60.0 x 32.6	•	•	•	•	•	•	
128 x 64	RG12864C	78.0 x 70.0	62.0 x 44.0	•	•	•		•	•	6800
128 x 64	RG12864C1	78.0 x 70.0	62.0 x 44.0	•	•	•	•	•	•	
128 x 64	RG12864C4	78.0 x 70.0	62.0 x 44.0	•	•	•	•	•	•	8080
128 x 64	RG12864C5	78.0 x 70.0	62.0 x 44.0	•	•	•	•	•	•	8080
128 x 64	RG12864D	80.0 x 70.0	72.0 x 40.0	•	•	•	•	•	•	6800
128 x 64	RG12864E	113.0 x 53.0	72.0 x 40.0	•	•	•	•	•	•	6800
128 x 64	RG12864F	95.5 x 50.2	72.0 x 40.0	•	•	•	•	•	•	6800
128 x 64	RG12864G1	89.0 x 70.0	72.0 x 40.0	•	•	•		•	•	8080
128 x 64	RG12864H/H1	54.0 x 50.0	43.5 x 29.0	•	•		•	•		6800
128 x 64	RG12864J	83.0 x 52.7	60.0 x 32.6	•				•	•	6800/SPI
128 x 64	RG12864K	93.0 x 70.0	72.0 x 40.0	•	•	•	•	•	•	6800/SPI
128 x 64	RG12864L	93.0 x 70.0	72.0 x 40.0	•	•	•	•	•	•	6800/SPI
128 x 128	RG128128A	85.0 x 100.0	62.0 x 62.0	•	•	•	•		•	8080
128 x 128	RG128128B	72.5 x 69.9	50.0 x 49.0	•	•	•		•	•	6800
128 x 128	RG128128B1	65.5 x 70.0	50.0 x 49.0	•	•	•		•	•	8080

Reserve technical changes!

LC-DISPLAYS, GRAPHIC (COB)

LC-DISPLAYS, GRAPHIC (COB)

DISPLAY RESOLUTION	PART NUMBER	MODULE SIZE B x H [mm]	VISIBLE AREA B x H [mm]	LCD COLOUR				BACKLIGHT		INTERFACE
				STN Grey	STN Y-G	STN Blue	FSTN B/W	None	LED	
128 x 128	RG128128H	92.0 x 106.0	73.0 x 73.0			•			•	8080
128 x 128	RG128128I	72.5 x 69.9	50.0 x 49.0	•	•	•	•		•	8080
144 x 32	RG14432A	85.0 x 36.0	66.0 x 16.0	•	•	•	•	•	•	6800/SPI
144 x 32	RG14432B	80.0 x 36.0	66.0 x 16.0	•	•	•	•	•	•	6800
144 x 32	RG14432C	84.0 x 44.0	66.0 x 16.0	•	•	•	•	•	•	6800/SPI
144 x 32	RG14432D	85.5 x 30.0	66.0 x 16.0	•	•	•	•	•	•	6800/SPI
144 x 32	RG14432E	80.0 x 36.0	66.0 x 16.0	•	•	•	•	•	•	6800/SPI
160 x 32	RG16032A	85.2 x 55.0	74.00 x 22.0	•	•	•		•	•	6800/8080
160 x 32	RG16032B	85.2 x 55.0	74.0 x 22.0	•	•	•		•	•	6800/SPI
160 x 32	RG16032C	85.2 x 55.0	72.0 x 22.0	•	•	•	•		•	6800/8080
160 x 32	RG16032E	122.0 x 44.0	99.0 x 24.0	•	•	•	•		•	6800/SPI
160 x 32	RG16080B	100.0 x 55.0	72.0 x 40.0	•	•	•	•	•	•	6800
160 x 80	RG16080B1	100.0 x 54.0	72.0 x 40.0		•	•	•		•	8080
160 x 80	RG16080C	93.0 x 70.0	72.0 x 40.0	•	•	•	•	•	•	6800
160 x 80	RG16080D	93.0 x 70.0	72.0 x 40.0				•		•	8080
160 x 128	RG160128A	129.0 x 102.0	101.0 x 82.0	•	•	•	•	•	•	8080
160 x 128	RG160128A1	129.0 x 102.0	101.0 x 82.0	•	•	•	•		•	8080
160 x 128	RG160128B	150.0 x 112.0	101.0 x 82.0	•	•	•	•		•	8080
160 x 160	RG160160A	89.2 x 85.0	62.0 x 62.0	•	•	•	•	•	•	
160 x 160	RG160160B	85.0 x 100.0	62.0 x 62.0	•	•	•	•	•	•	6800
160 x 160	RG160160D	85.0 x 100.0	62.0 x 62.0	•	•	•	•	•	•	6800/8080
192 x 32	RG19232A	116.0 x 37.0	85.0 x 18.6	•	•	•	•	•	•	6800/SPI
192 x 32	RG19232A1	116.0 x 37.0	85.0 x 18.6	•	•	•	•	•	•	6800/SPI
192 x 64	RG19264A	120.0 x 62.0	102.0 x 39.0	•	•	•	•	•	•	6800
192 x 64	RG19264A1	130.0 x 65.0	102.0 x 39.0	•	•	•	•	•	•	6800
192 x 64	RG19264B	150.0 x 62.5	123.5 x 43.0	•	•	•	•	•	•	6800
192 x 64	RG19264C	100.0 x 60.0	84.0 x 31.0	•	•	•	•	•	•	6800
192 x 64	RG19264D	100.0 x 60.0	84.0 x 31.0		•	•	•		•	6800
192 x 128	RG192128A	102.3 x 86.0	78.5 x 55.0	•	•		•	•	•	6800
192 x 128	RG192128B	98.0 x 86.0	78.5 x 55.0	•	•	•	•	•	•	6800
192 x 128	RG192128C	102.3 x 86.0	78.5 x 55.0		•		•		•	8080
192 x 128	RG192128D	98.0 x 86.0	78.5 x 55.0		•		•		•	8080
202 x 32	RG20232A	146.0 x 43.0	123.0 x 23.0	•	•	•	•	•	•	6800/8080
202 x 32	RG20232A1	146.0 x 43.0	123.0 x 23.0	•	•	•	•	•	•	6800/SPI
240 x 64	RG24064A	180.0 x 65.0	133.0 x 39.0	•	•	•	•	•	•	8080
240 x 64	RG24064A1	180.0 x 65.0	133.0 x 39.0	•	•	•	•	•	•	6800
240 x 64	RG24064A2	180.0 x 65.0	133.0 x 39.0	•	•	•	•	•	•	8080
240 x 64	RG24064A3	180.0 x 65.0	133.0 x 39.0	•	•	•	•	•	•	6800/8080
240 x 64	RG24064A4	180.0 x 65.0	132.6 x 39.0	•	•	•	•	•	•	8080
240 x 64	RG24064A5	180.0 x 65.0	133.0 x 39.0	•	•	•	•	•	•	
240 x 64	RG24064B	180.0 x 72.0	133.0 x 39.0	•	•	•	•	•	•	8080
240 x 128	RG240128A	170.0 x 103.5	132.0 x 76.0	•	•	•	•	•	•	8080
240 x 128	RG240128A1	170.0 x 93.6	128.0 x 75.0	•	•	•	•	•	•	
240 x 128	RG240128B	144.0 x 104.0	114.0 x 64.0	•	•	•	•	•	•	8080
240 x 128	RG240128B1	144.0 x 104.0	114.0 x 64.0	•	•	•	•	•	•	8080
240 x 128	RG240128B2	144.0 x 104.0	114.0 x 64.0	•	•	•	•	•	•	6800
240 x 128	RG240128F	140.0 x 82.0	114.0 x 64.0	•	•	•	•	•	•	6800/8080
240 x 128	RGZ240128B	144.0 x 104.0	114.0 x 64.0	•					•	

Reserve technical changes!

LC-DISPLAYS, GRAPHIC (COG)

LC-DISPLAYS, GRAPHIC (COG)

DISPLAY RESOLUTION	PART NUMBER	MODULE SIZE B x H [mm]	VISIBLE AREA B x H [mm]	LCD COLOUR				BACKLIGHT		INTERFACE
				STN Grey	STN Y-G	STN Blue	FSTN B/W	None	LED	
16 x 2	RX1602A1	72.1 x 29.6	61.0 x 15.1	•	•				•	
16 x 2	RX1602A2	72.1 x 29.6	61.0 x 15.1	•	•	•	•	•	•	6800/SPI
16 x 2	RX1602A3	74.2 x 25.5	61.0 x 15.1	•	•	•	•	•	•	I2C
16 x 2	RX1602A4	62.8 x 23.0	51.5 x 12.2	•	•	•	•	•	•	I2C
16 x 2	RX1602A5	51.2 x 20.7	40.0 x 10.0	•	•	•	•	•	•	I2C
16 x 2	RX1602B	85.0 x 30.0	76.0 x 18.0	•	•		•		•	I2C
20 x 2	RX2002A	74.2 x 25.2	61.0 x 15.1	•	•	•	•	•	•	I2C
20 x 4	RX2004A	74.3 x 36.4	60.5 x 22.18	•	•	•	•	•	•	I2C
24 x 2	RX2402A	86.2 x 24.7	72.3 x 11.84	•	•	•	•	•	•	I2C
128 x 64	RX12864A1	60.1 x 44.5	54.6 x 32.0	•	•	•	•	•	•	6800/8080/SPI
128 x 64	RX12864B	89.7 x 49.8	69.0 x 36.5	•	•	•	•		•	6800/8080/SPI
128 x 64	RX12864C2	55.2 x 39.8	45.2 x 27.0	•	•	•	•		•	6800/8080/SPI
128 x 64	RX12864D2	90.0 x 52.8	70.7 x 38.8	•	•	•	•	•	•	6800/8080/SPI
128 x 64	RX12864D3	80.0 x 54.0	70.7 x 38.8	•	•	•	•		•	6800/8080/SPI
128 x 64	RX12864H	80.0 x 54.0	70.7 x 38.8	•	•	•	•	•	•	6800/8080/SPI
144 x 64	RX14464A5	80.0 x 54.0	70.7 x 38.8			•			•	6800/8080/SPI/I2C
160 x 160	RX160160A	83.8 x 76.5	60.0 x 60.0	•	•	•	•		•	6800/8080
160 x 160	RX160160B	82.2 x 77.5	60.0 x 60.0	•	•	•	•		•	6800/8080
240 x 64	RX24064A1	142.5 x 51.7	130.2 x 37.6			•	•	•	•	6800/8080/SPI
240 x 64	RX24064B	142.5 x 51.7	129.0 x 37.6			•	•		•	6800/8080/SPI
240 x 64	RX24064C	111.4 x 45.5	106.2 x 31.2			•	•		•	6800/8080/SPI
240 x 64	RX24064D	86.2 x 39.3	80.8 x 24.8			•	•		•	6800/8080/SPI
240 x 128	RX240128A	98.7 x 67.7	92.0 x 53.0	•	•	•	•	•	•	6800/8080/SPI
240 x 160	RX240160A	93.0 x 64.2	78.5 x 47.5	•	•		•		•	6800/8080
320 x 240	RX320240A	160.0 x 109.0	120.0 x 90.0	•		•	•	•	•	

CODING SYSTEM – LCD

1 Raystar Display:
RAYSTAR products

2 Display Type
C:Character Type
G:Graphic Type
F:TFT Type
T:TCP Type
X:COG Type
R:Color STN Type
D:Customer design

3 Display Function
Character-words per line,
graphic-row dots.
Ex, 16 words.

4 Display Function
Character-line,
graphic-column dots.
Ex, 2 lines.

5 Series Code
00-ZZ

6 LCD Mode

	Positive			Negative	
	Gray	Yellow-Green	White	Black	Blue
TN	P			N	
HTN	H			I	
STN	G	Y			B
FSTN			F	T	
Color STN			R		
ISTN				E	

1	2	3	4	5	6	7	8	9	10	11
R	C	16	02	A1	- Y	H	Y	- JS	V	- 000

7 LCD Polarizer Type
/Temperature Range
/Viewing Direction

Temperature	Normal Temp.		Wide Temp.	
View Angle	6:00	12:00	6:00	12:00
Reflective	A	D	G	J
Transflective	B	E	H	K
Transmissive	C	F	I	L

8 Backlight Type

	EL	LED	CCFL	Without
Without				N
Blue	P	B		
Green	T	G		
White	D	W	F	
Yellow-Green	M	Y		
Amber		A		
Orange		O		
Red		R		

9 Character
JS:English/Japanese
ES:English/Europe
CS:English/Cyrillic
HU:English/Hebrew
TS:English/Japanese/Europe
JW:English/Japanese/Europe

Graphic
BT:Chinese Traditional
BG:Chinese Simplified
KR:Korean+Simplified

10 Special Code
M:Negative/Positive voltage with temperature compensation
V:With Negative/Positive voltage output
X:Without Negative/Positive voltage output

11 Version
000~ZZZ Version Code

In the area of displays & embedded boards we also offer these products:





Contact:

Web: www.endrich-displays.com

E-Mail: displays@endrich.com

Tel.: +49 7452 / 6007 - 50

Fax: +49 7452 / 6007 - 850

OFFICES IN EUROPE

Germany
Nagold (Headquarters)

Austria

France

Spain

Italy

Hungary

Romania

Switzerland
novitronic
powered by endrich

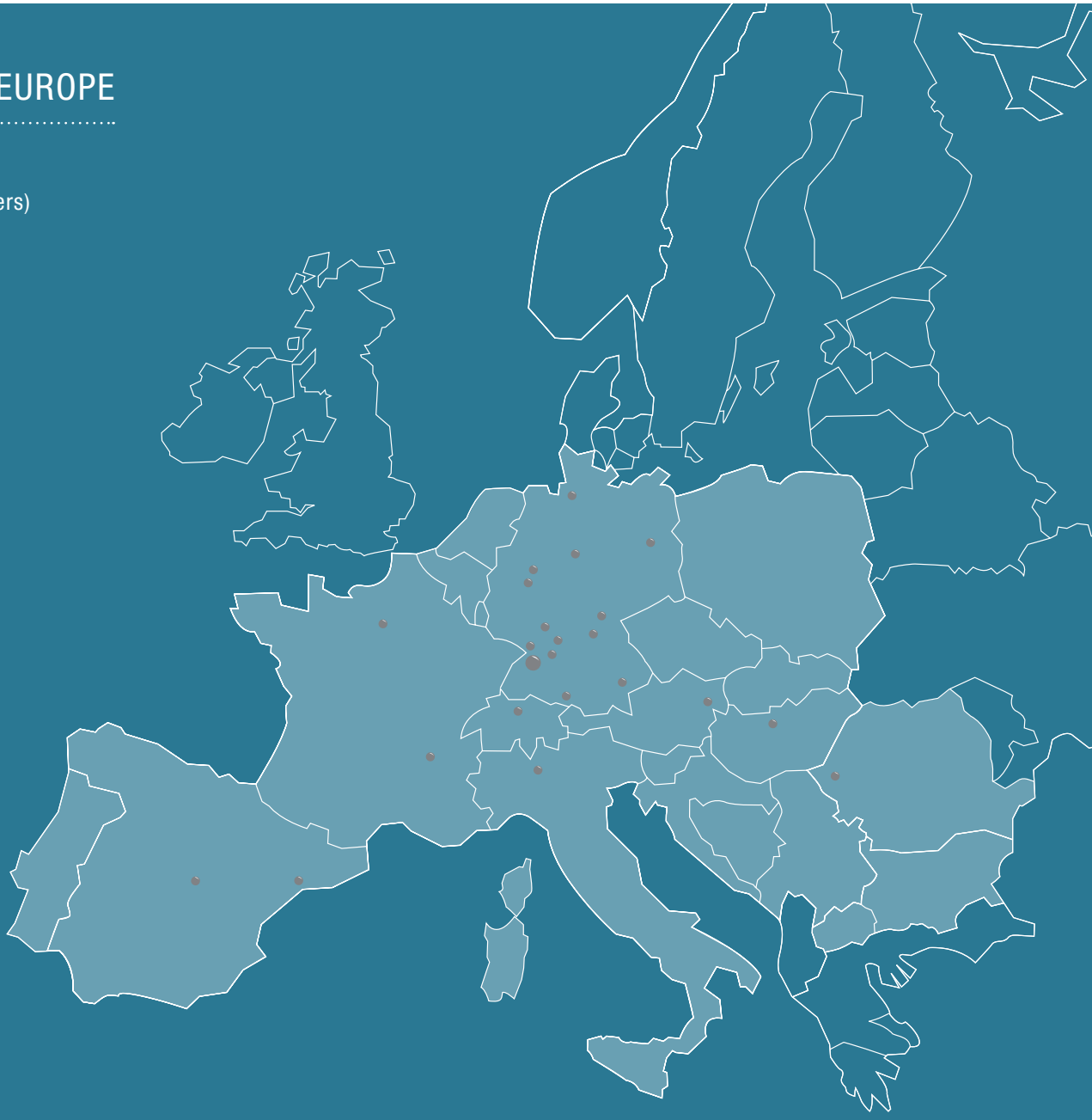

ENDRICH Bauelemente Vertriebs GmbH · P.O.Box 1251 · 72192 Nagold (Germany)
Tel.: +49 (0) 7452 6007-0 · Fax: +49 (0) 7452 6007-70 · endrich@endrich.com · www.endrich.com

NOVITRONIC AG · Thurgauerstrasse 74 · CH-8050 Zürich (Switzerland)
Tel.: +41 (0)44 306 91 91 · Fax +41 (0)44 306 91 81 · info@novitronic.ch · www.novitronic.ch

www.endrich.com

11/2017